

# CANDY PROCESS EQUIPMENT

## MINI FORMING MACHINE

**FOR THE FORMING OF HIGH QUALITY DIE FORMED CANDIES IN ROUNDS, OVALS, RECTANGLES AND SQUARES.**

Designed specifically for people requiring smaller production outputs than a full-sized forming machine yet still want the same quality of sweet.

The machine utilizes a continuous rotary die which forms the candy rope into perfectly formed sweets.

The machine has been manufactured from full stainless steel ensuring it is extremely robust and very easy to clean.

Dies can be easily changed over so the machine can be used to produce a variety of different shapes. Die changes are very quick and easy to do.


Die speed is variable via inverter control and the machine will typically produce 150Kg per hour of candies (subject to the size of your sweet)

### FEATURES

- Stainless steel construction
- Very simple to operate
- SMED (quick change over of dies)
- Variable speed control via inverter.
- Table top machine (standard model)

### OPTIONS

- Operator height stand with or without castor wheels
- Additional dies available



# MINI FORMING MACHINE

## SPECIFICATIONS

**Overall Height**  
307mm

**Overall Length**  
431mm

**Overall Width**  
586mm

**Material**  
Machine - 304 Stainless Steel with bead blast finish

**Output**  
Up to 150Kg per hour depending on sweet size

**Weight**  
Machine = 140Kg

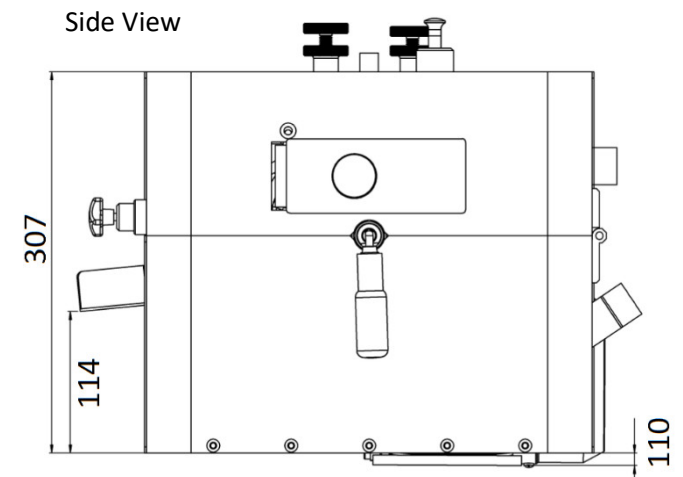
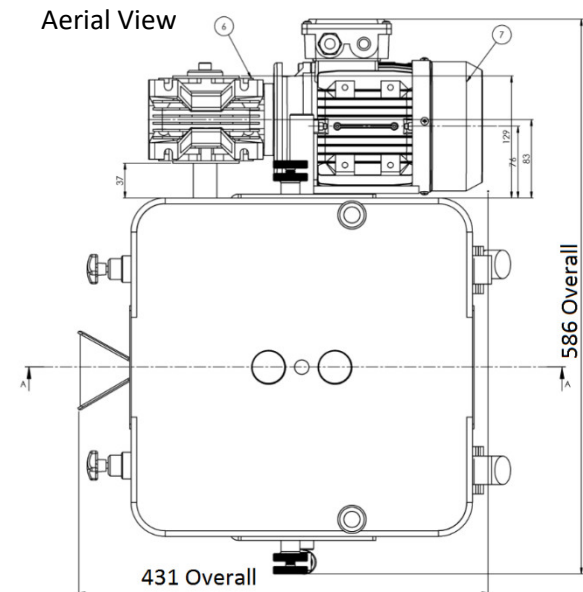
**Uses (dependant on product consistency)**

- Hard Candy
- Soft Candy
- Toffee
- Caramel



[https://youtu.be/\\_yQMC4VMpc](https://youtu.be/_yQMC4VMpc)

<http://www.loynds.com/laboratory-candy-forming-machine/>



Measurements are in millimetres